



Economic and Travel Indicator



If you have any questions, please contact:

Economic and Labor Market Information
Division

802-828-4202

Labor.Lmi@vermont.gov

June 2019

Released August 9, 2019

VERMONT ECONOMIC AND TRAVEL INDICATORS

JUNE 2019

visit our web site at: www.vtLmi.info

Labor Market & Business Activity	Current	Last	Year	% Change	
	Month	Month	Ago	Last Month	Last Year
Employment (NonFarm,S.A.,Thousand) *	318.9	318.3	314.7	0.2%	1.3%
Avg. Weekly Hours (Manufacturing) *	39.6	39.3	40.2	0.8%	-1.5%
Unemployment Rate (S. A. %)	2.1	2.1	2.7	0.0%	-22.2%
U.I. Initial Claims	2,157	2,068	2,251	4.3%	-4.2%
U.I. Exhaustees	151	190	147	-20.5%	2.7%
Passenger Car Registrations	33,774	35,251	38,215	-4.2%	-11.6%
Total Current Car Registrations	428,772	428,560	426,867	0.0%	0.4%
Total Current Pick-Up Truck Reg.	155,901	154,061	105,617	1.2%	47.6%
Bank Deposits - Survey (\$Million)	7,366	7,458	7,299	-1.2%	0.9%
Business Formations **	733	745	695	-1.6%	5.5%
Airport Enplanements (B.I.A.)	62,180	55,209	57,855	14.8%	9.5%

* Current Month numbers are preliminary, Last Month & Year Ago are revised.

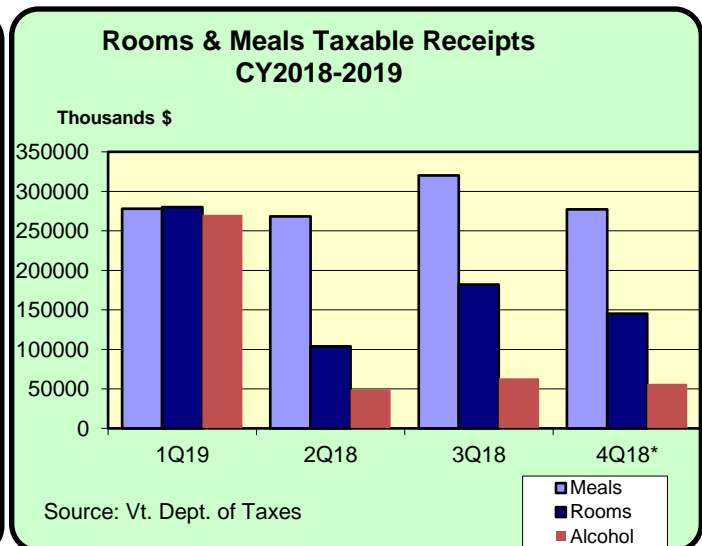
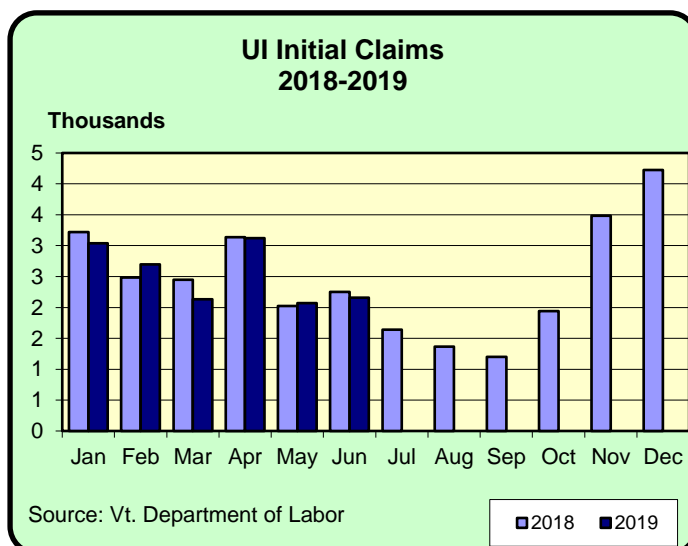
** Not comparable to years prior to 2014, <https://www.vtsosonline.com/>

NA - Data not available

Taxable Receipts **	CY 1st Qtr	CY 4th Qtr	CY 1st Qtr	% Change	
	(Jan-Mar)	(Oct-Dec)	(Jan-Mar)	Last Quarter	Last Year
	2019 *	2018	2018		
Rooms & Meals					
Meals (\$Thousand)	278,086	280,204	270,253	-0.8%	2.9%
Room (\$Thousand)	163,880	148,195	155,115	10.6%	5.7%
Alcohol (\$Thousand)	61,926	56,835	60,121	9.0%	3.0%
Sales & Use					
Retail (\$Thousand)	1,471,252	1,755,431	1,415,298	-16.2%	4.0%
Use (\$Thousand)	60,789	77,264	60,379	-21.3%	0.7%

** All Taxable Receipts are for the Calendar Year (CY). * Numbers are preliminary.

For more Tax information: <https://tax.vermont.gov/>



JUNE 2019

Construction

Residential Building Permits	Current Month	Year To Date	Year Ago	Year To Date Last Year	% Change
Housing Units	118	725	153	744	-2.6%
Estimated Value (\$thousand)	29,329	169,710	31,844	155,973	8.8%

Employment	Current Month	Last Month	Year Ago	% Change Last Month	Last Year
Construction Emp. (S.A.,thousand)	14.6	14.3	15.0	2.1%	-2.7%

Travel & Tourism	Current Month	Last Month	Year Ago	% Change Last Month	Last Year
Leisure & Hospitality Emp. (S.A.,thousand)	39.2	39.1	36.9	0.3%	6.2%
Selected Traffic Volume *	75,176	66,404	74,464	13.2%	1.0%
Welcome Center Counts, Total	84,880	71,306	92,804	19.0%	-8.5%
Guilford	57,334	48,784	64,909	17.5%	-11.7%
Fair Haven	16,520	12,786	17,576	29.2%	-6.0%
Georgia (Southbound)	11,026	9,736	10,319	13.2%	6.9%

* Not comparable to years prior to 2014. Missing 3 locations.

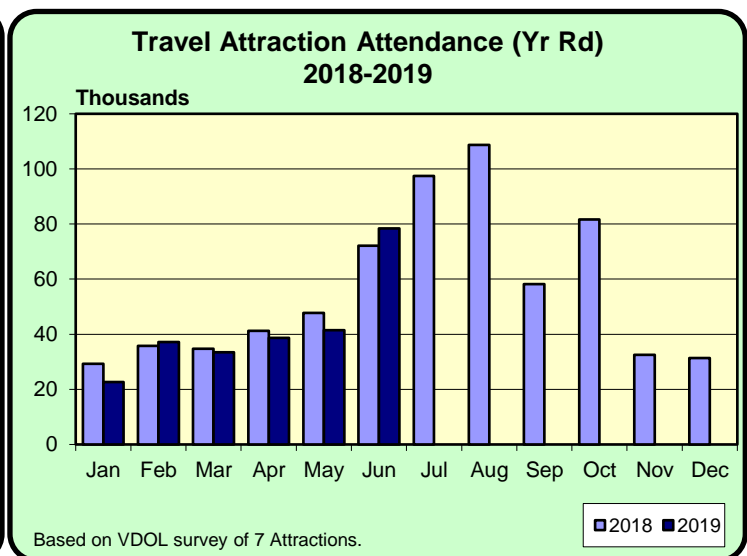
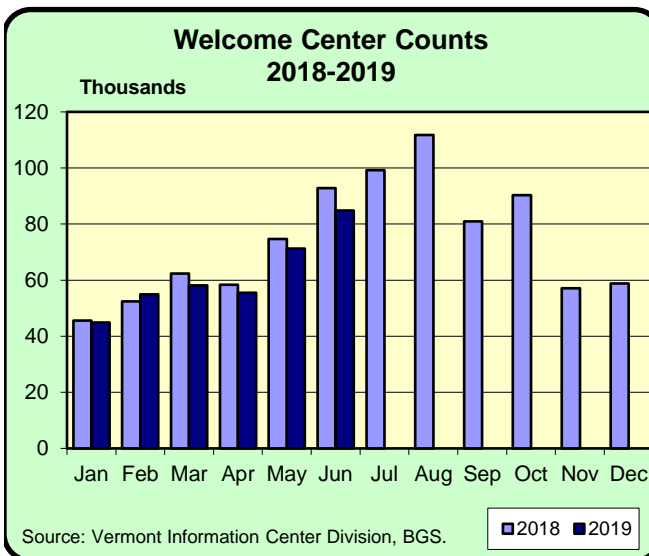
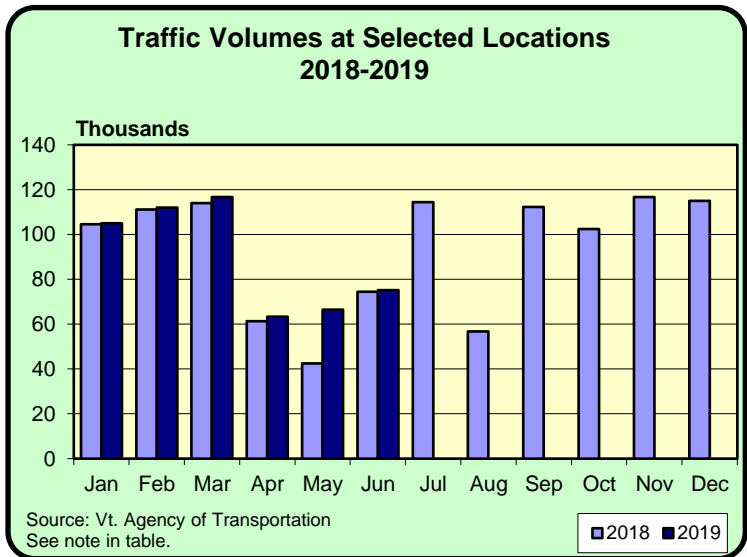
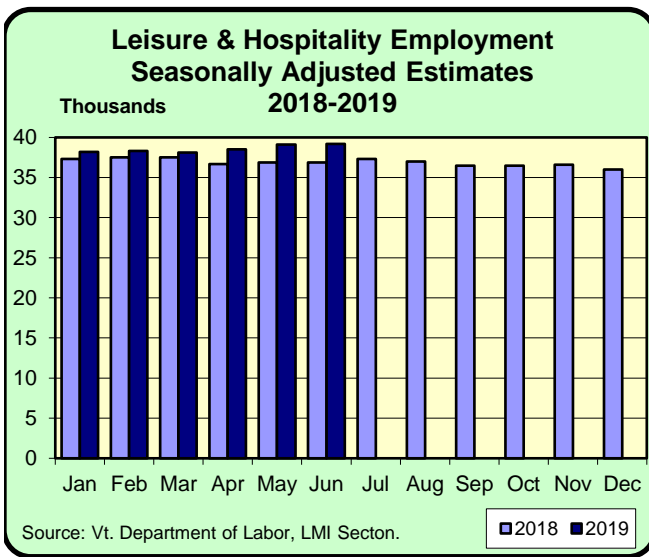
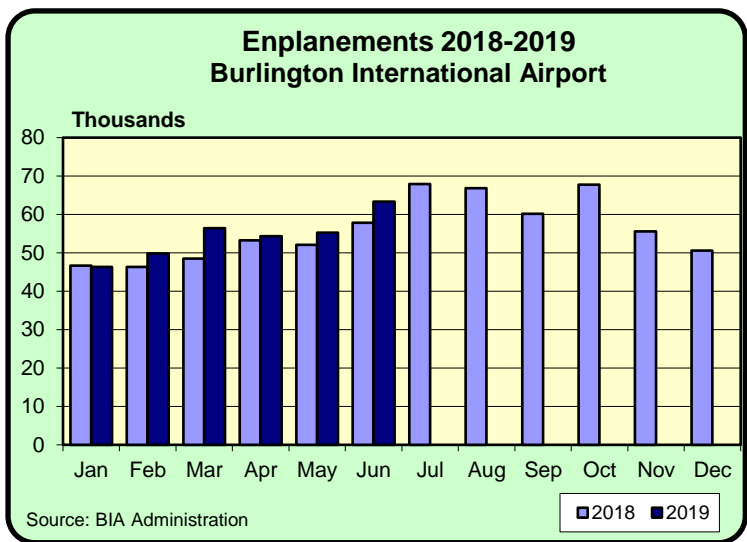
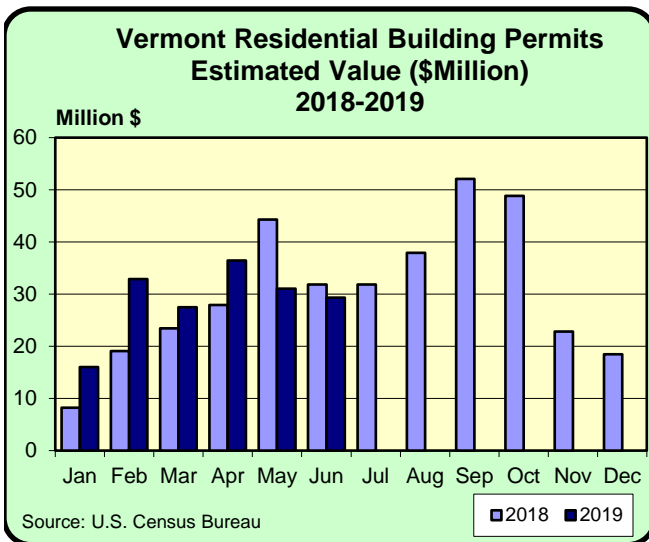
Seasonal Indicators	Current Month	Season To Date	Year Ago	Season To Date Year Ago	% Change
Attendance Surveys					
State Parks (Day Use)	109,348	128,693	123,148	142,977	-10.0%
State Campgrounds (Campers)	73,662	99,562	76,361	101,883	-2.3%
Travel Attr. & Museums (Summer) *	24,551	38,535	27,963	40,905	-5.8%
Travel Attr. & Museums (Year Round) **	78,443	251,936	72,129	260,825	-3.4%

* Based on VDOL survey of 7 Attractions operating during months of May - Oct.

** Based on VDOL survey of 7 attractions.

Travel Attraction data is collected as part of a managed sample; above information may not be directly comparable to previous releases..

JUNE 2019



JUNE 2019**Vermont DEPARTMENT OF LABOR**
ECONOMIC AND TRAVEL INDICATORS

Vermont Economic and Travel Indicators is published by the Economic & Labor Market Information Section of the VT Department of Labor. This publication can be found on our website: www.vtLmi.info

For more information or email address changes: Phone: (802)828-4202
or email: Labor.Lmi@vermont.gov

Data sources for this publication are: U.S.Census Bureau; Burlington Airport Administration; Vt. Departments of Labor, Finance & Management, Forests, Parks & Recreation, Taxes, Motor Vehicles, Vermont Information Center Division, Buildings & General Services, Vt. Agency of Transportation; Secretary of State's Office; Vt. Division for Historic Preservation; selected banks and travel attractions.

Equal opportunity is the law. The State of Vermont is an Equal Opportunity / Affirmative Action Employer. Applications from women, individuals with disabilities, and people from diverse cultural backgrounds are encouraged. Auxiliary aids and services are available upon request to individuals with disabilities. 711 (TTY/Relay Service) or (800) 650-4152 TDD (Vermont Department of Labor).

This publication was funded by a grant awarded by the U.S. Department of Labor's Employment and Training Administration. The publication was created by the Vermont Department of Labor and does not necessarily reflect the official position of the U.S. Department of Labor. The Department of Labor makes no guarantees, warranties, or assurances of any kind, express or implied, with respect to such information, including any information on linked sites and including, but not limited to, accuracy of the information or its completeness, timeliness, usefulness, adequacy, continued availability, or ownership. This publication is copyrighted by the Vermont Department of Labor. Internal use by an organization and/or personal use by an individual for non-commercial purposes is permissible. All other uses require the prior authorization of the copyright owner.