

VERMONT ECONOMIC AND TRAVEL INDICATORS

APRIL 2010

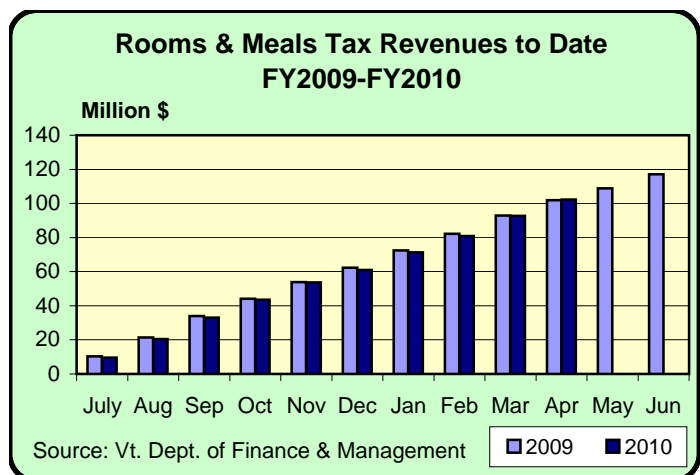
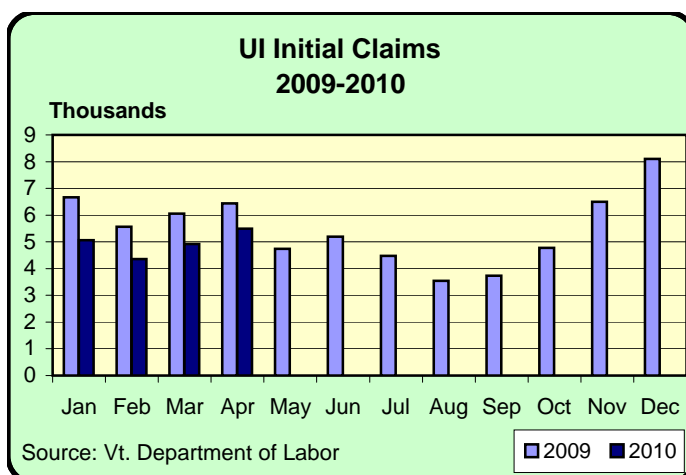
visit our web site at: www.vtLmi.info

Labor Market & Business Activity	Current	Last	Year	% Change	
	Month	Month	Ago	Last Month	Last Year
Employment (NonFarm,S.A.,Thousand) *	294.0	295.9	297.8	-0.6%	-1.3%
Avg. Weekly Hours (Manufacturing) *	37.9	38.0	38.0	-0.3%	-0.3%
Unemployment Rate (S. A. %)	6.4	6.6	7.2	-3.0%	-11.1%
U.I. Initial Claims	5,488	4,921	6,439	11.5%	-14.8%
U.I. Exhaustees	895	903	1,004	-0.9%	-10.9%
DOL Jobs Filled (last 12 months)	595	645	750	-7.8%	-20.7%
Passenger Car Registrations	35,745	34,403	34,936	3.9%	2.3%
Total Current Car Registrations	412,582	410,829	409,952	0.4%	0.6%
Total Current Pick-Up Truck Reg.	112,991	112,684	114,346	0.3%	-1.2%
Bank Deposits - Survey (\$Million)	5,958	5,926	5,637	0.5%	5.7%
New Business Incorporations **	60	50	57	20.0%	5.3%
Airport Enplanements (B.I.A.)	56,273	51,823	56,479	8.6%	-0.4%

* Numbers are preliminary. ** Includes "closed" corporations.

State Tax Revenues (\$Million)	Current	Fiscal Year	FYTD	% Change	
	Month	To Date	Last Year	Last Year	Last FYTD
General Fund	134.8	883.3	938.2	1.4%	-5.9%
Personal Income	91.3	415.4	459.4	1.1%	-9.6%
Sales & Use	16.6	175.7	183.2	-0.4%	-4.1%
Corporate Income	10.5	59.1	53.0	16.2%	11.5%
Rooms & Meals	9.6	102.3	101.9	7.0%	0.3%
Property Transfer	0.6	6.4	7.4	37.8%	-13.5%
Other *	5.3	65.1	78.6	-29.6%	-17.2%
Transportation Fund	17.4	170.5	162.7	-7.9%	4.8%
Gasoline	4.1	51.3	50.2	-15.2%	2.2%
Purchase and Use	4.0	36.6	34.7	-15.6%	5.4%
Motor Vehicle Fees	6.6	56.1	51.1	-4.6%	9.8%
Other	1.5	14.7	14.3	-9.8%	2.8%
Education Fund, non-property tax component	12.0	122.4	124.6	-2.9%	-1.8%

* Includes: Insurance, Inheritance & Estate, Bank Franchise, Telephone, Liquor, Beverage, Fees and Other Taxes.



APRIL 2010

Construction

Residential Building Permits	Current Month	Year To Date	Year Ago	Year To Date Last Year	% Change
Housing Units	111	573	94	251	128.3%
Estimated Value (\$thousand)	19,923	81,090	15,663	39,204	106.8%

Employment	Current Month	Last Month	Year Ago	% Change Last Month	Last Year
Construction Emp. (S.A.,thousand)	11.5	12.2	13.8	-5.7%	-16.7%

Travel & Tourism	Current Month	Last Month	Year Ago	% Change Last Month	Last Year
Leisure & Hospitality Emp. (S.A.,thousand)	31.2	33.7	31.4	-7.4%	-0.6%
Selected Traffic Volume *	82,101	83,656	82,722	-1.9%	-0.8%

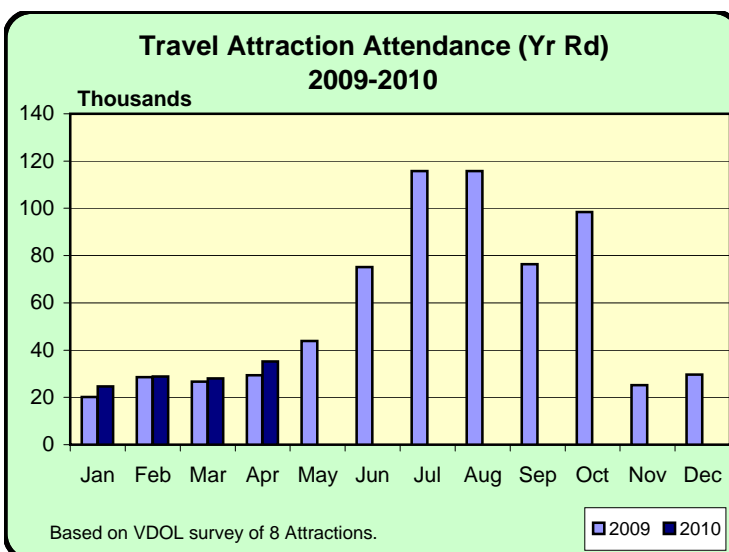
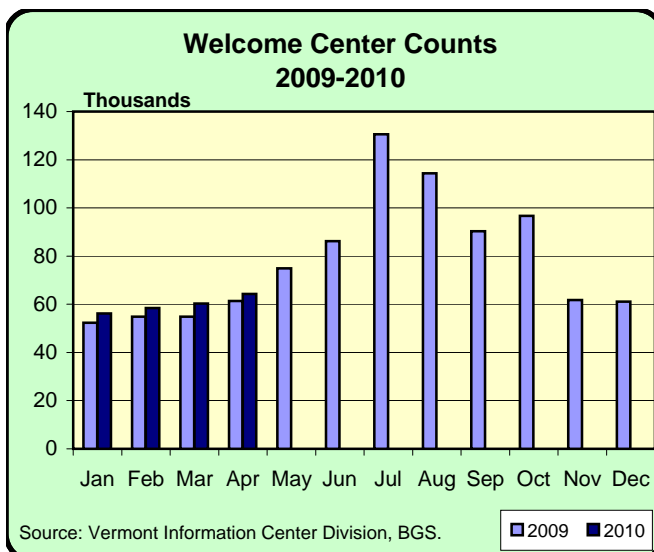
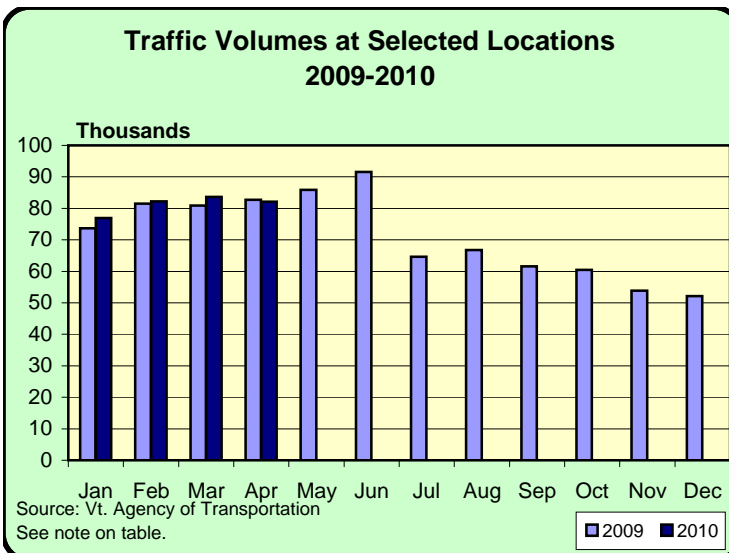
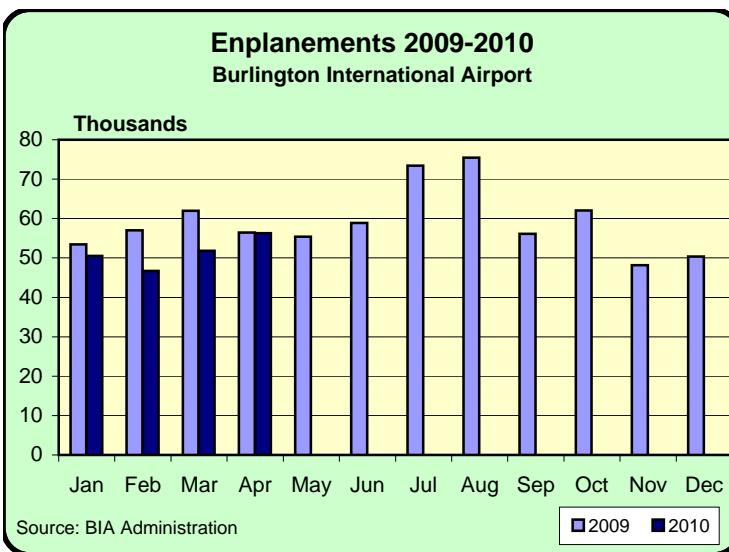
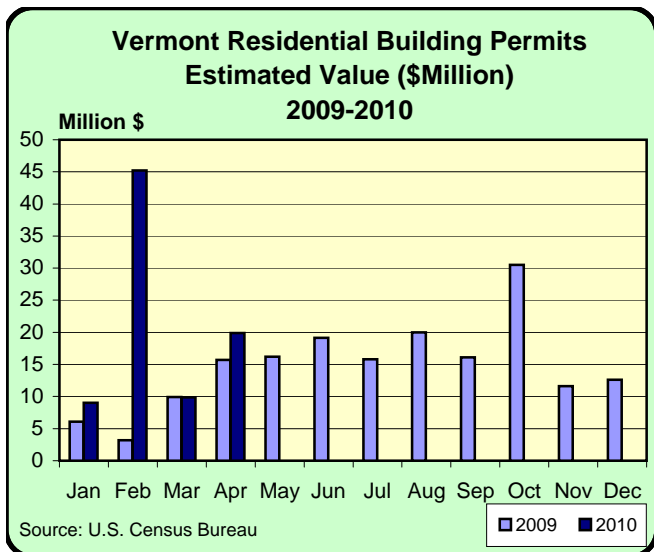
Welcome Center Counts, Total	64,320	60,261	61,352	6.7%	4.8%
Guilford	43,836	44,421	41,684	-1.3%	5.2%
Fair Haven	11,336	9,028	10,387	25.6%	9.1%
Georgia (Southbound)	9,148	6,812	9,281	34.3%	-1.4%

* Missing one location for Aug. - Dec.

Seasonal Indicators	Current Month	Season To Date	Year Ago	Season To Date Year Ago	% Change
Attendance Surveys					
State Parks (Day Use)	NA	NA	NA	NA	NA
State Campgrounds (Campers)	NA	NA	NA	NA	NA
Travel Attr. & Museums (Summer) *	NA	NA	NA	NA	NA
Travel Attr. & Museums (Year Round) **	35,231	116,763	29,324	104,661	11.6%

* Based on VDOL survey of 9 Attractions ** Based on VDOL survey of 8 attractions.

APRIL 2010



APRIL 2010

Rooms & Meals Business Receipts **	CY 4th Qtr	CY 3rd Qtr	CY 4th Qtr	% Change	
	(Oct-Dec) 2009 *	(Jul-Sep) 2009 *	(Oct-Dec) 2008	Last Quarter	Last Year
Room (\$Thousand)	78,166	105,188	80,450	-25.7%	-2.8%
Meals (\$Thousand)	186,118	219,378	184,346	-15.2%	1.0%
Alcohol (\$Thousand)	32,356	37,143	31,714	-12.9%	2.0%

* Numbers are preliminary.

** All Business Receipts are for the Calendar Year (CY).

Vermont DEPARTMENT OF LABOR
ECONOMIC AND TRAVEL INDICATORS

Vermont Economic and Travel Indicators is published by the Economic & Labor Market Information Section of the VT Department of Labor. This publication can be found on our website: www.vtLmi.info

For more information or email address changes: Phone: (802)828-4202
or email: Labor-Lmi@state.vt.us

Data sources for this publication are: U.S.Census Bureau; Burlington Airport Administration; Vt. Departments of Labor, Finance & Management, Forests, Parks & Recreation, Taxes, Motor Vehicles, Vermont Information Center Division, Buildings & General Services, Vt. Agency of Transportation; Secretary of State's Office; Vt. Division for Historic Preservation; selected banks and travel attractions.

Equal opportunity is the law. The State of Vermont is an Equal Opportunity / Affirmative Action Employer. Applications from women, individuals with disabilities, and people from diverse cultural backgrounds are encouraged. Auxiliary aids and services are available upon request to individuals with disabilities. 711 (TTY/Relay Service) or (802) 828-4203 TDD (Vermont Department of Labor).